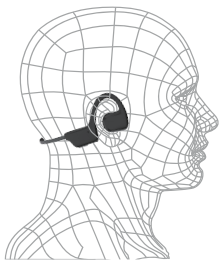
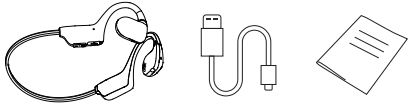
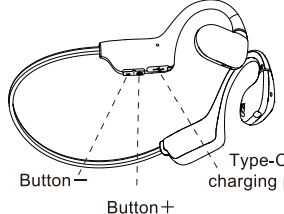
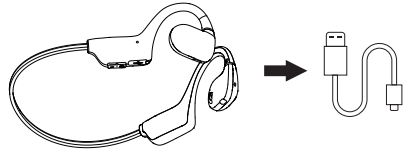


<h1>开放式无线耳机</h1> <h2>OPENEAR Duo</h2> <p>使用说明书</p>	<h3>佩戴方式</h3>  <h3>配件清单</h3>  <p>OPENEAR Duo X1      充电线 X1      说明书 X1</p>	<h3>产品信息</h3> <p>产品型号: OPENEAR Duo          耳机类型: 开放式无线耳机          BT版本: 5.2          连接范围: ≈10米          续航时间: ≥10小时 (80%音量)          充电时间: ≈2 小时          充电电压: DC 5V</p> <h3>按键示意图</h3>  <p>功能键-      Type-c充电口          功能键+</p>
<h3>操作步骤</h3> <h4>开/关机</h4> <p>开机: 长按+键3秒, LED红蓝灯闪烁,提示音: power on pairing;          关机: 长按+键5秒, LED红灯闪烁,提示音: power off.</p> <h4>BT连接</h4> <p>打开蓝牙菜单, 选择“OPENEAR Duo” 进行连接, 提示音: connected.</p> <h4>接听/挂断/拒接来电</h4> <p>接听/挂断来电: 单击+键。          拒接来电: 双击+键。</p> <h4>播放/暂停音乐</h4> <p>单击+键。</p> <h4>上/下一曲</h4> <p>上一曲: 三击+键。下一曲: 三击-键。</p>	<h3>音量加/减</h3> <p>音量加: 双击+键。音量减: 双击-键。</p> <h3>唤醒语音助手</h3> <p>长按-键。</p> <h3>低电量提示</h3> <p>当电池低于5%时, 每隔60秒红灯闪烁1下, 低电量提示60秒循环一次, 提示音“battery low”。</p> <h3>恢复出厂设置</h3> <p>关机状态下, 长按+键10秒。</p> <h3>充电</h3> <p>请使用DC 5V的适配器进行充电, 充电中红灯常亮, 充满电蓝灯常亮。</p> 	<h3>注意事项</h3> <ol style="list-style-type: none"> <li>1.长时间听大音量音乐可能会带来不适感, 请尽可能使用中等左右的音量, 避免长时间使用大音量;</li> <li>2.无论音量大小, 使用耳机都将影响您对周围环境的感知, 使用耳机时多加注意;</li> <li>3.切勿拆除或改装耳机, 否则可能导致耳机故障或烧毁;</li> <li>4.切勿抛扔、坐压耳机或将其投入火中;</li> <li>5.耳机应远离火、高电压设备;</li> <li>6.不合适十岁以下儿童使用, 内包含细小零件;</li> <li>7.请勿将其归类为生活垃圾, 而将其送往当地相应的电器设备回收站。</li> </ol> <p>注意: 若用户因违反以上警告内容造成的人身财产损失, 本公司不承担任何责任。</p>

<h1>Open Ear Wireless Headphones</h1> <h2>OPENEAR Duo</h2> <p>User Manual</p>	<h3>How to Wear</h3>  <h3>What's In the Box</h3>  <p>OPENEAR Duo X1      Charging cable X1      Manual X1</p>	<h3>Specifications</h3> <p>Model: OPENEAR Duo          Type: Open-Ear Wireless Headphones          Version: 5.2          Connection: ≈10m          Play Time: ≥10h(80%volume)          Charging Time: ≈2h          Charging Voltage: DC 5V</p> <h3>Button Control</h3>  <p>Button-      Type-C charging port          Button+</p>
<h3>Operations</h3> <h4>Power On/Off</h4> <p>Power On: Press &amp; hold the button + for 3 sec, red &amp; blue led flash. Prompt: power on pairing.          Power Off: Press &amp; hold the button + for 5 sec, red led flash. Prompt: power off .</p> <h4>BT Connection</h4> <p>Select "OPENEAR Duo" in BT menu to connect. Prompt: connected.</p> <h4>Answer/Hang Up/Reject A Call</h4> <p>Answer/Hang Up:Click the button + once.          Reject A Call: Double click the button + .</p> <h4>Play/Pause Music</h4> <p>Click the button + once.</p> <h4>Previous/Next Track</h4> <p>Previous Track: Tripple Click the button + .          Next Track: Tripple Click the button - .</p>	<h3>Volume Up/Down</h3> <p>Volume Up: Double Click the button + .          Volume Down: Double Click the button - .</p> <h3>Activate Voice Command</h3> <p>Press and hold the button - .</p> <h3>Low Battery</h3> <p>When battery is lower than 5%, prompt: battery low.</p> <h3>Restore Factory Setting</h3> <p>Under power-off mode, press and hold the button + for 10sec.</p> <h3>Charge</h3> <p>Please use DC 5V adapter for charging.red LED is on charging. Blue LED is on after fully charged.</p> 	<h3>Attentions</h3> <ol style="list-style-type: none"> <li>1. Listening to loud music for a long time may cause discomfort,please use medium volume if possible. Do not use high volume for long periods of time.</li> <li>2. Using headphones will affect your perception of the surrounding environment. Pay more attention when using headphones.</li> <li>3. Do not remove or modify the headphone,as this may cause damage or burn out.</li> <li>4. Do not throw,twist on headphones or put them into a fire.</li> <li>5. Keep it away from fire,hydration and high pressure equipment.</li> <li>6. Not suitable for children under 10-year-old containing small parts.</li> <li>7. Do not classify it as household waste. Please send it to the local electrical equipment recycling station.</li> </ol> <p>Note: The company does not assume any responsibility for the loss of personal property caused by the violation of the above warnings.</p>