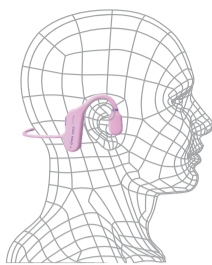


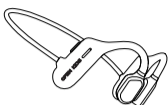
开放式无线儿童耳机 OPENEAR Duet Lite

使用说明书

佩戴方式



配件清单



OPENEAR Duet Lite
X1



说明书
X1

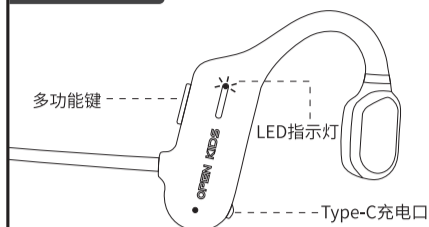


充电线
X1

产品信息

产品型号: OPENEAR Duet Lite
耳机类型: 开放式无线儿童耳机
BT版本: 5.3
连接范围: ≈10米
续航时间: ≥4.5小时 (80%音量)
充电时间: ≈1.5 小时
充电电压: DC 5V

按键示意图



操作步骤

开/关机

开机: 长按多功能键 3秒, LED白灯闪烁, 提示音: power on pairing;

关机: 长按多功能键 3秒, LED绿灯闪三下, 提示音: power off.

BT连接

打开蓝牙菜单, 选择“OPENEAR Duet Lite”进行连接, 提示音: connected.

接听/挂断/拒接来电

接听/挂断来电: 单击多功能键 。

拒接来电: 双击多功能键 。

播放/暂停音乐

单击多功能键 。

唤醒语音助手

快速三击多功能键 。

低电量提示

当耳机电量低于20%时, 每隔3分钟绿灯闪烁3下, 耳机提示音: Battery Low.

恢复出厂设置

关机状态下, 长按多功能键 12秒。

充电

请使用DC 5V的适配器进行充电, 充电中绿灯常亮, 充满电白灯常亮。



注意事项

- 1.长时间听大音量音乐可能会带来不适感, 请尽可能使用中等左右的音量, 避免长时间使用大音量;
- 2.无论音量大小, 使用耳机都将影响您对周围环境的感知, 使用耳机时多加注意;
- 3.切勿拆除或改装耳机, 否则可能导致耳机故障或烧毁;
- 4.切勿乱扔、坐压耳机或将其投入火中;
- 5.耳机应远离火、高电压设备;
- 6.不适合3岁以下儿童使用, 内包含细小零件;
- 7.请勿将其归类为生活垃圾, 而将其送往当地相应的电器设备回收站。

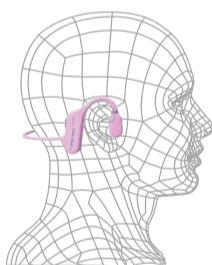
注意: 若用户因违反以上警告内容造成的人身财产损失, 本公司不承担任何责任。

Dual Listening Open-Ear Headphones

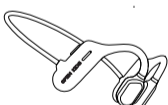
OPENEAR Duet Lite

User Manual

How to Wear



What's In the Box



OPENEAR Duet Lite
X1



Charging cable
X1

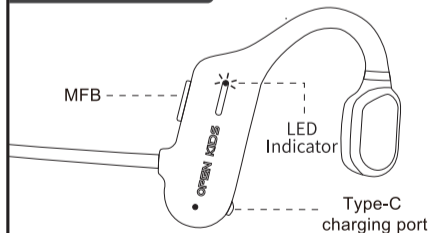


Manual
X1

Specifications

Model: OPENEAR Duet Lite
Type: Open-Ear Wireless Headphones
Version: 5.3
Connection: ≈10m
Play Time: ≥4.5h(80%volume)
Charging Time: ≈1.5h
Charging Voltage: DC 5V

Button Control



Operations

Power On/Off

Power On: Press & hold the MFB for 3 sec, white led flashes. Prompt: power on pairing.

Power Off: Press & hold the MFB for 3 sec, green led flashes three times. Prompt: power off.

BT Connection

Select "OPENEAR Duet Lite" in BT menu to connect. Prompt: connected.

Answer/Hang Up/Reject A Call

Answer/Hang Up:Click the MFB once.
Reject A Call: Double click the MFB.

Play/Pause Music

Click the MFB once.

Activate Voice Command

Triple click the MFB.

Low Battery

When battery is lower than 20%,the green light flashes 3 times every 3minutes. Prompt: Battery Low.

Restore Factory Setting

Under power-off mode, press and hold the MFB for 12sec.

Charge

Please use DC 5V adapater for charging. Green LED is on charging. White LED is on after fully charged.



Attentions

1. Listening to loud music for a long time may cause discomfort, please use medium volume if possible. Do not use high volume for long periods of time.
2. Using headphones will affect your perception of the surrounding environment. Pay more attention when using headphones.
3. Do not remove or modify the headphone, as this may cause damage or burn out.
4. Do not throw, twist on headphones or put them into a fire.
5. Keep it away from fire, hydration and high pressure equipment.
6. Not suitable for children under 3-year-old containing small parts.
7. Do not classify it as household waste. Please send it to the local electrical equipment recycling station.

Note: The company does not assume any responsibility for the loss of personal property caused by the violation of the above warnings.