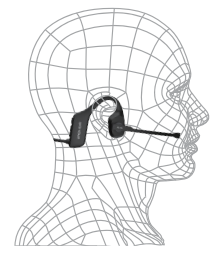
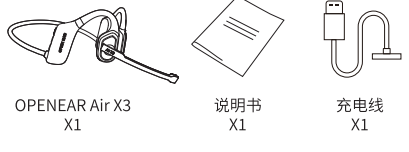
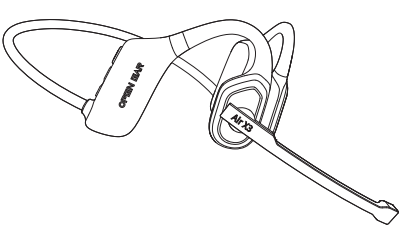
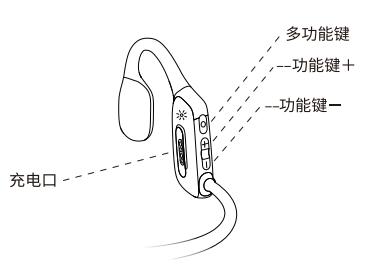
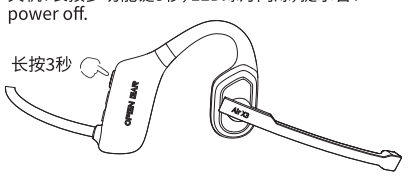
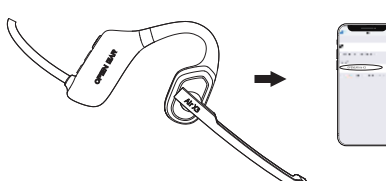
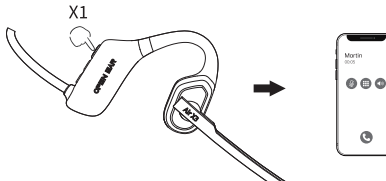
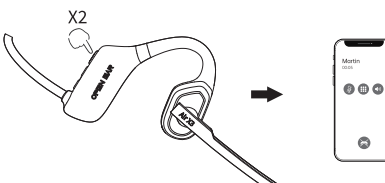
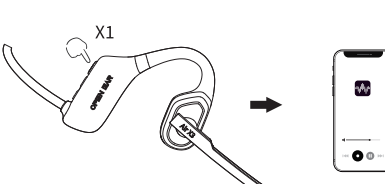
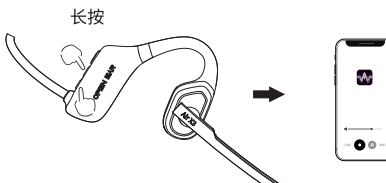
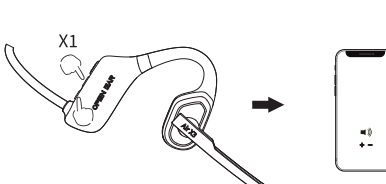
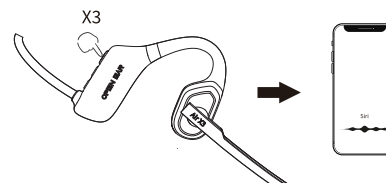
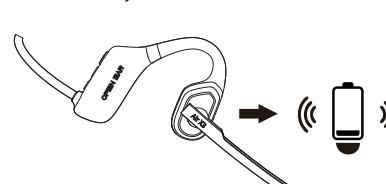
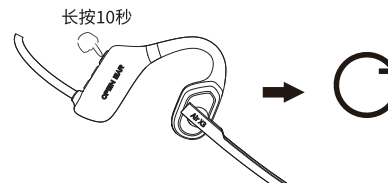
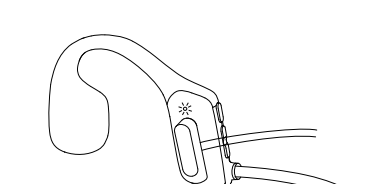
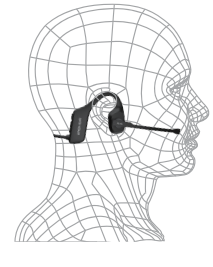
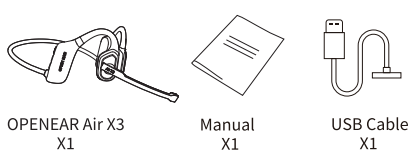
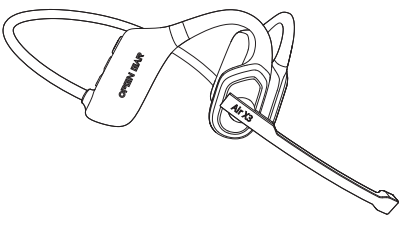
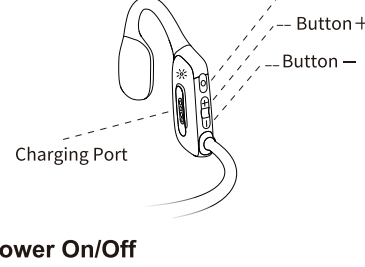
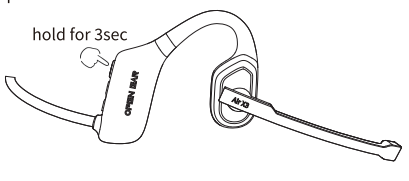
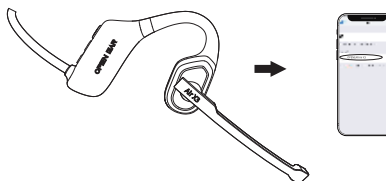
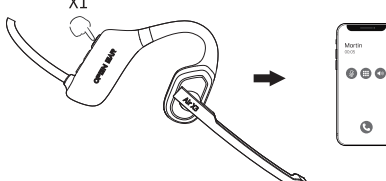
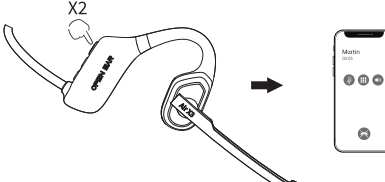
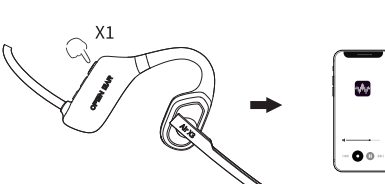
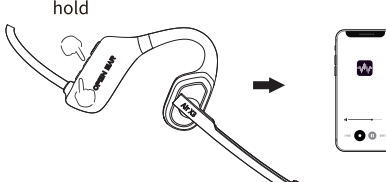
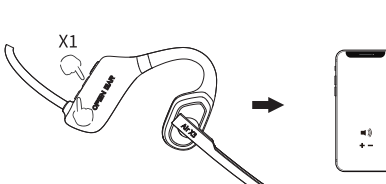
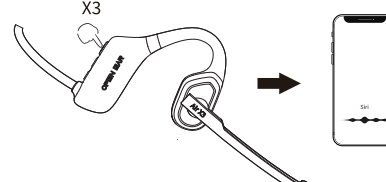
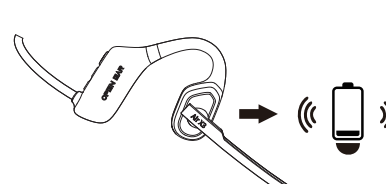
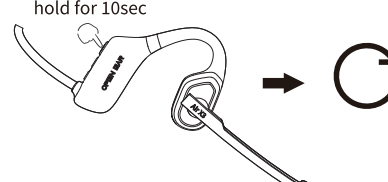
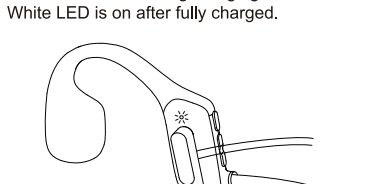


<p>开放式通讯耳机 OPENEAR Air X3</p> <p>User Manual 使用说明书</p>	<p>佩戴方式</p>  <p>包装清单</p> 	<p>产品信息</p> <p>耳机型号: OPENEAR Air X3 耳机类型: 开放式蓝牙通讯耳机 蓝牙版本: 5.3 频率范围: 20-20kHz 连接距离: ≈10米 灵敏度: 抗干扰麦克风, +42dB 续航时间: >6小时 (80%音量) 充电时间: ≈2小时 充电电压: DC 5V</p> 	<p>按键示意图</p>  <p>开关机</p> <p>开机: 长按多功能键3秒, LED白绿灯闪烁, 提示音: power on pairing; 关机: 长按多功能键3秒, LED绿灯闪烁, 提示音: power off.</p> 	<p>蓝牙连接</p> <p>打开手机蓝牙, 选择"OPENEAR Air X3"进行连接, 提示音: connected.</p>  <p>接听/挂断电话</p> <p>单击多功能键.</p> 
<p>拒接来电</p> <p>来电时双击多功能键.</p>  <p>播放/暂停音乐</p> <p>单击多功能键.</p> 	<p>上/下一曲</p> <p>上一曲: 长按+键, 下一曲: 长按-键.</p> <p>长按</p>  <p>音量加/减</p> <p>音量加: 单击+键, 音量减: 单击-键.</p> 	<p>唤醒语音助手</p> <p>三击多功能键.</p>  <p>低电量报警</p> <p>当电池电量低于10%时, 每隔30秒绿灯闪烁3下, 提示音: battery low.</p> 	<p>恢复出厂设置</p> <p>关机状态下, 长按多功能键10秒.</p> <p>长按10秒</p>  <p>充电</p> <p>请使用DC 5V适配器为设备充电, 充电时绿灯常亮, 充满电白灯常亮.</p> 	<p>重要说明</p> <ol style="list-style-type: none"> 长时间听大音量音乐会带来不适感, 请尽可能使用中等左右的音量, 避免长时间使用大音量; 无论音量大小, 使用耳机都将影响您对周围环境的感知, 使用耳机时多加注意; 切勿摔或改装耳机, 否则可能导致耳机故障或烧毁; 切勿拆卸、挤压耳机或将其投入火中; 耳机应远离火、高压电设备; 不适合十岁以下儿童使用, 内含体积小零件; 请勿将其归为生活垃圾, 而将其送往当地相应的电器设备回收站. <p>注意: 若用户因违反以上警告内容造成的人身财产损失, 本公司不承担任何责任.</p>

<p>Open-Ear Communication Headset OPENEAR Air X3</p> <p>User Manual</p>	<p>How to Wear</p>  <p>What's In the Box</p> 	<p>Specifications</p> <p>Model: OPENEAR Air X3 Type: Open-Ear Communication Headset BT Version: 5.3 Frequency: 20Hz-20kHz Connection: ≈10m Microphone: +42dB Play Time: >6h(80%volume) Charging Time: ≈2h Charging Voltage: DC 5V</p> 	<p>Button Control</p>  <p>Power On/Off</p> <p>Power On: Press & hold the MFB for 3 sec, white & green led flash, Prompt: power on pairing. Power Off: Press & hold the MFB for 3 sec, Prompt: power off.</p> <p>hold for 3sec</p> 	<p>BT Connection</p> <p>Select "OPENEAR Air X3" in BT menu to connect. Prompt: connects.</p>  <p>Answer/Hang Up A Call</p> <p>Click the MFB once.</p> 
<p>Reject A Call</p> <p>Double click the MFB.</p>  <p>Play/Pause Music</p> <p>Click the MFB once.</p> 	<p>Previous/Next Track</p> <p>Previous Track: Press & hold the button +. Next Track: Press & hold the button -.</p> <p>hold</p>  <p>Volume Up/Down</p> <p>Volume Up: Click the button + once. Volume Down: Click the button - once.</p> 	<p>Voice Command</p> <p>Quick triple click the MFB.</p>  <p>Low Battery</p> <p>When battery is lower than 10%, prompt: battery low.</p> 	<p>Restore Factory Setting</p> <p>Under power-off mode, press and hold the MFB for 10sec.</p> <p>hold for 10sec</p>  <p>Charge</p> <p>Please use DC 5V adapter for charging. Green LED is on during charging. White LED is on after fully charged.</p> 	<p>Attentions</p> <ol style="list-style-type: none"> Listening to loud music for a long time may cause discomfort, please use medium volume if possible. Do not use high volume for long periods of time. Using headphones will affect your perception of the surrounding environment. Pay more attention when using headphones. Do not remove or modify the headphones, as this may cause damage or burn out. Do not throw twist on headphones or put them into a fire. Keep it away from fire, hydration and high pressure equipment. Not suitable for children under 10-year-old containing small parts. Do not classify it as household waste. Please send it to the local electrical equipment recycling station. <p>Note: The company does not assume any responsibility for the loss of personal property caused by the violation of the above warnings.</p>