

AirPro

快速指南


Quick Start Guide

SMART EYEWEAR




(ZN) 开机: 打开镜腿自动开机
关机: 合上镜腿自动关机

(EN) Power on: Open the leg to start automatically
Power off: Close the leg to shut off automatically



<Power on>

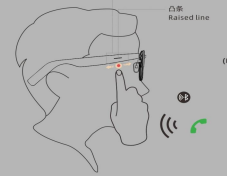
<Power off>



- 红/白LED灯交替闪烁表示蓝牙连接
During pairing, red and white light flash alternately
- 连接成功白色LED灯每隔5秒闪烁一次
Bluetooth is paired, white LED light flash once per 5 seconds



- (ZN)** 1. 解锁开机, 打开手机蓝牙,
搜索设备名称AirPro Eyewear并连接
2. 解锁与手机连接成功, 会有提示音提示
3. 解锁与手机断开连接, 会有提示音提示
- (EN)** 1. Turn on glasses, open the phone's Bluetooth, and search the name of AirPro Eyewear, then connect device
2. After successfully connecting, there will be a prompt tone
3. When the device disconnect, there will be a prompt tone



- (ZN)** 来电状态:
1. 接听电话: 在左镜腿或右镜腿的触摸区滑动接听
2. 挂断电话: 长按镜腿凸点位置接听电话
通话状态:
1. 接听电话: 长按右镜腿凸点位置接听电话
2. 接听第三方电话: 在右镜腿的触摸区滑动接听
3. 接听第二方电话: 长按左镜腿凸点位置接听电话
4. 调节音量: 在镜腿触摸区连续滑动增大音量
或镜腿触摸区连续滑动减小音量

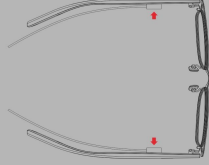
- (EN)** Incoming call:
1. Answer the call: Swipe in the touch area of the left or right leg to answer the call
2. Hang up: Long press the raised line of the leg to hang up the phone
- Call Status:
1. Hang up: Long press the raised line of the right leg to hang up the phone
2. Answer third-party calls: Swipe in the touch area of the right leg to answer calls
3. Hang up the third party: Hold down the raised line of the right leg to hang up the call
4. Adjust the volume:
Slide the touch area of the left leg forward to increase the volume
Slide back the touch area of the left leg to reduce the volume



- (ZN)** 1. 播放或暂停音乐: 长按右镜腿凸点区
2. 增大音量: 在左镜腿触摸区往前滑动
3. 减小音量: 在左镜腿触摸区往后滑动
4. 户外模式: 在音量调到最大时, 连续触摸区连续向前滑动3次, 可再次增大音量, 适合户外。
5. 下一首歌曲: 右镜腿触摸区往前滑动
6. 上一首歌曲: 右镜腿触摸区往后滑动
- (EN)** 1. Play or pause music: Long press the raised line of the right leg
2. Increase the volume: Slide forward in the touch area of left leg
3. Reduce the volume: Slide back in the touch area of the left leg
4. Outdoor mode: After the volume is adjusted to the maximum, slide in the touch area of the left leg forward three times continuously to increase the volume again, which is suitable for outdoor.
5. Next song: Slide forward in the touch area of right leg
6. Previous song: Slide back in the touch area of right leg



- (ZN)** AI语音助手
待机或听音乐时
长按左镜腿凸点区激活语音助手
- (EN)** AI voice assistant
On standby or listening to music
Activate the voice assistant by
long pressing the raised line of the left leg



- (ZN)** 1. 充电中: 红色LED灯常亮
2. 充满电: 灯灭
3. 在蓝牙无连接的情况下, 3分钟自动关机
- (EN)** 1. Charging: The red LED light is steady on
2. Fully charged: The light display turns off
3. When the Bluetooth is not connected, the device will automatically shut down in 3 minutes

— THANKS —

